

VISTA VIEW®

TAKE THE VIEW
WITH YOU

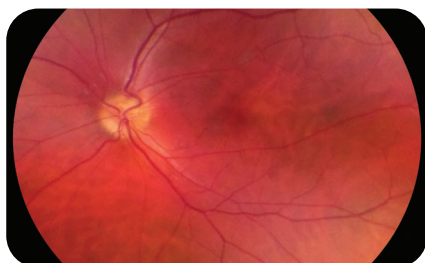
VOLK®



Introducing Volk's VistaView Portable Fundus Camera

The VistaView® was designed with the vision of addressing the overwhelming need that every eye doctor should have their own reliable, affordable, connected retinal camera without having to compromise on quality.

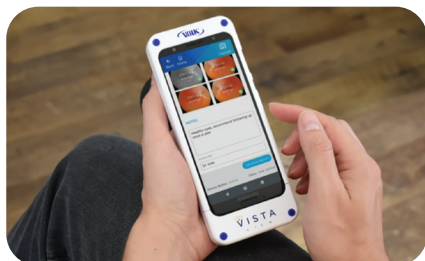
The VistaView® integrates the power of Volk optics with the simplicity, portability, and affordability of smartphone technology, allowing everyone access and ownership of a quality portable, mydriatic retinal camera.



Do More. Pay Less.

Powered by Volk optics, capture sharp, 55° retina images with ease.


The VistaView streamlines your patient data workflow, saving you time! Whether you are opening your first practice or adding portability to your existing imaging services, bypass the burden of heavy financing and rental agreements. Expand your reach by owning your very own personal camera.



Be Untethered. Stay Connected.

Take your VistaView anywhere!

With its extremely light and ergonomic design that easily fits in your bag, you can take exam room quality images anywhere from waiting rooms to patient rounds to nursing homes and screening campaigns. Instantly generate reports with patient images and your notes on the spot. Easily share reports and export DICOM images for billing, consultations, and referrals on the go.



So Simple. Anyone Can Image.

We worked with you to make this device so intuitive to use, you'll be up and imaging right out of the box.

Anyone on your team can take high quality images in no time, without needing hours of demos, training, and learning - ideal for high staff turnover situations. The VistaView is also perfect for busy residents, who are always on the go.

+ Optical excellence and image quality from patented lens design

+ High performance materials for exceptional quality

YOUR VISION STARTS WITH

VOLK®

+ Volk brand assurance in the best visualization possible

+ Dedicated to eradicating preventable blindness through accessible imaging of the eye

One Device to do it all.

From patient entry all the way through imaging, review, education, report generation, and data sharing, the VistaView will be your all-in-one solution.

Imaging Modality:
Mydriatic

Minimum Pupil Size:
4mm

Resolution:
**Camera Sensor
48 MP (Image Res:
3072 x 2122 pixels)**

Battery Capacity:
3000 mAh

Image Field of View:
55° degrees



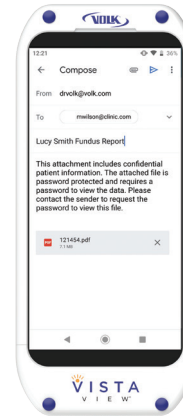
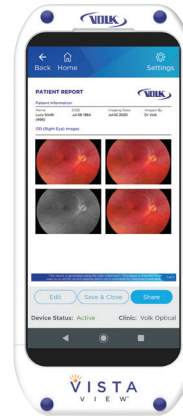
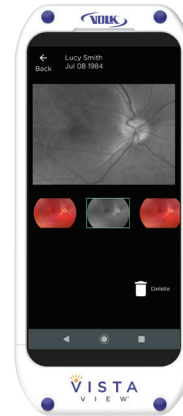
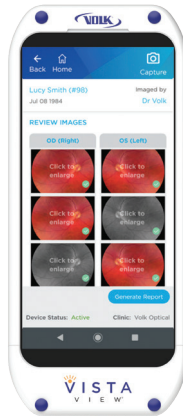
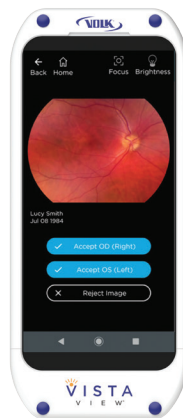
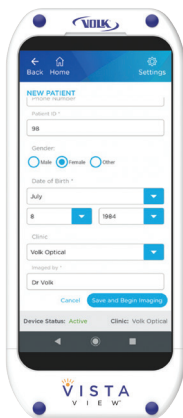
reddot winner 2022
innovative product



Features & Benefits

- + Adjustable illumination settings to image a variety of patient retinas.
- + Ensure patient information is kept secure and protected with ability to limit access as needed.
- + Voice-activated imaging to maximize imaging stability without lifting a finger.
- + Compatible with Volk's slit lamp adapter to streamline existing imaging workflows and tailor to your practice.
- + Apply a red-free filter to highlight key areas of the retina for diagnosis.
- + No need for capital equipment investment, staff training, or dedicated imaging space – adding time and revenue to your practice as an independent imaging solution.
- + 40x smaller than traditional tabletop imaging devices for even more portability and convenience.

Product Code: **VVISTAVIEW2**



Learn more about all of our Screening, Diagnostic, and Treatment Devices & Accessories at www.volk.com

VOLK OPTICAL INC.

7893 Enterprise Dr
Mentor, OH 44060 USA

+1 (440) 942-6161
+1 (800) 345-8655

@volkoptical

volk@volk.com

Volk Optical

