







For FERRARA RING™ use only (Optical Zone 5.0mm BASE 600µm and 6.0mm BASE 800µm)

						
<i>Reference</i>	AJL-TKR111*	AJL-TKR110*	AJL-TKR105*	AJL-TKR101*	AJL-TKR102*	AJL-TKR102.01*
<i>Instrument</i>	Kremer Fixation Forceps.	McPherson Modified Short.	Double Sinsky Hook.	Mendez transfer.	Double optical marker 5 mm.	Double optical marker 6 mm.
<i>Indications</i>	Eye fixation during incision.	Ferrara Ring introduction into the tunnel.	Visual axis mark with outer tip. Insertion/extraction of Ferrara Ring from the tunnel.	Axes visualization on the cornea.	Incision and Ferrara Ring track marking.	




				
<i>Reference</i>	DK-5-330-1*	AJL-TKR104*	AJL-TKR103*	AJL-TKR113*
<i>Instrument</i>	Diamond Knife.	Predelaminator.	Suarez Spreader.	Bicalho Guide.
<i>Indications</i>	Incision (square shape).	Incision opening, corneal pocket start.	Corneal pocket execution, tunnel start.	Spatulas insertion guide.





Manual procedure

				
<i>Reference</i>	AJL-TKR107*	AJL-TKR109*	AJL-TKR106*	AJL-TKR108*
<i>Instrument</i>	Spatula left 5 mm. (CCW)	Spatula left 6 mm. (CCW)	Spatula right 5 mm. (CW)	Spatula right 6 mm. (CW)
<i>Indications</i>	Also known as Corneal Dissectors. Creates a CW and CCW annular subsurface tunnel for Ferrara placement.			


6120A*
Ferrara Sterilization Plastic Tray.
Maintenance and sterilization of the instruments.

Procedure with Vacuum Pump

			
<i>Reference</i>	KV2000*	7K5000*	KV10478-2*
<i>Instrument</i>	Vacuum pump.	Tubing set.	Suction ring.
<i>Indications</i>	A medical device designed to set the eyeball and facilitate the creation of corneal tunnels during intracorneal ring implantation surgery.	Connector between pump and suction ring. It is necessary for the system to work. The flow is controlled by the vacuum pump, which monitors the pressure.	Port for attachment to a vacuum source. Centers and stabilizes the Corneal Separators onto the cornea during the dissection of the intrastromal tunnels.

							
<i>Reference</i>	AJLF50L	AJLF60L	AJLF50R	AJLF60R	AT11211*	AJLFT5	AJLFT6
<i>Instrument</i>	Spatula left 5 mm. (CCW)	Spatula left 6 mm. (CCW)	Spatula right 5 mm. (CW)	Spatula right 6 mm. (CW)	Suction ring aligner	Inspection Gauge, of corneal spatula.	
<i>Indications</i>	Also known as Corneal Dissectors. Creates a CW and CCW annular subsurface tunnel for Ferrara placement.				Suction ring aligner with the visual axis work, previously done at the start of the procedure.	Inspects the concentricity and planarity of the Corneal Separator blades.	

* The set is common for both 5mm and 6mm optical zones except these items.