



Essence

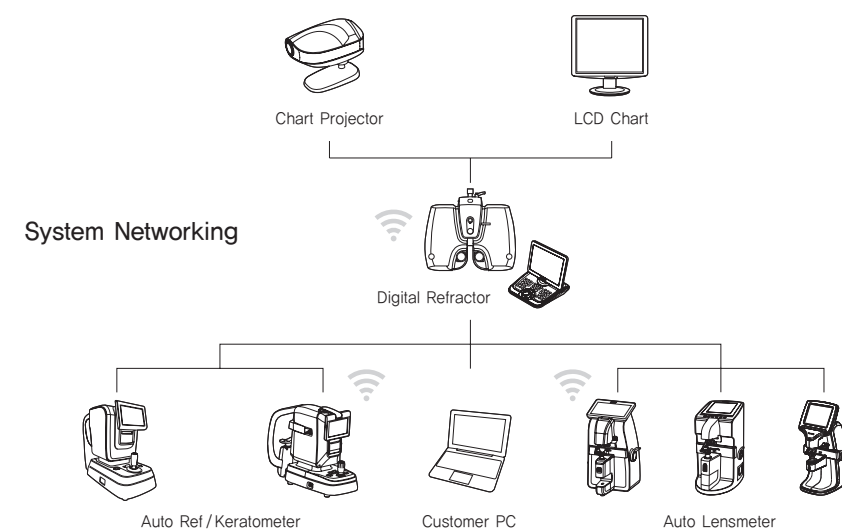
Newly designed, Huvitz continues to lead in product development combining innovation with value and performance

HLM-1 Huvitz Lensmeter with Wavefront Analysis Tech

Specification

Measurement Range	Spherical Power	0D~±25D (0.25/0.12/0.06/0.01)
	Cylinder Power	0D~±10.00D (0.25/0.12/0.06/0.01)
	Cylinder Axis	0°~180° (1° step)
	Progressive Power	0~10D (0.25/0.12/0.06/0.01)
	Prism	0~20Δ (0.25/0.12/0.06/0.01)
Measurement Mode	Cylinder	±, +, -
	Prism	Rectangular / Pole / Displacement
	LED Wave	525μm (Green)
	Contact Lens	Hard / Soft Contact Lens
	Abbe Value	Manual Revision
	Wave	e-Line, d-Line
	Screen	5.7" Color LCD Panel (640x480)
	Interface	RS-232
	Communication Speed (bps)	9600, 57600, 115200bps
Product Size / Weight	182(W) x 235(D) x 415(H)mm / 4.0Kg	
Power Supply	AC100~240V, 50/60Hz, 0.3~0.2A	

Designs and details can be changed without prior notice for the purposes of improvement.



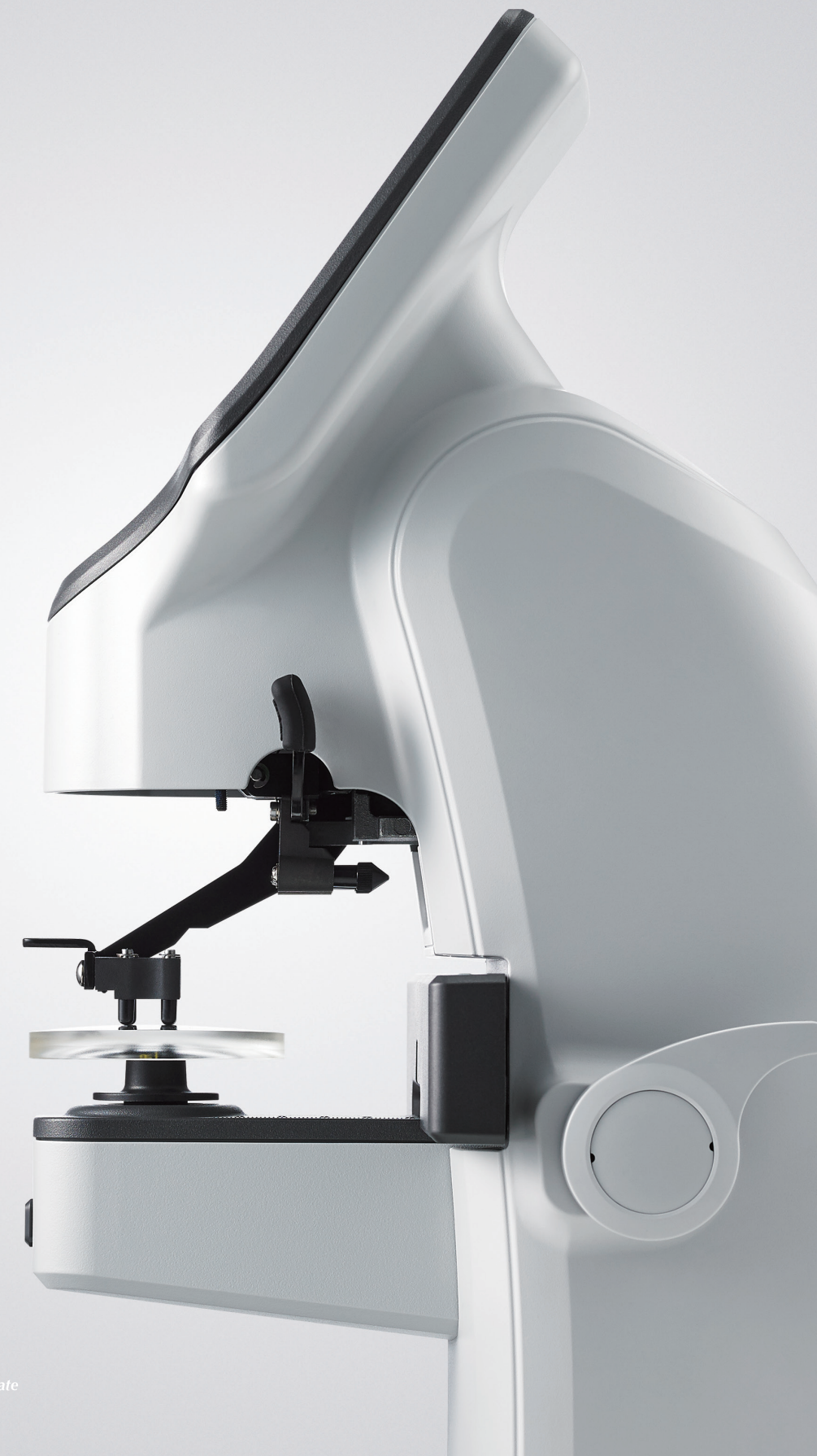
Huvitz

38, Burim-ro 170beon-gil, Dongan-gu,
Anyang-si, Gyeonggi-do, 14055, Republic of Korea
Tel:+82-31-442-8868 Fax:+82-31-477-8617
<http://www.huvitz.com>

Distributed by

HLM-1

Huvitz Lensmeter with
Wavefront Analysis Tech



Huvitz Re:define, Re:create

Faster and More Accurate Results Comes with HLM-1

Internationally-Certified Measurement Method

The new HLM-1, from Huvitz, has a slim and modern design. Its Hartmann Sensor Wavefront Analysis Technology makes the measured values more accurate and reliable with Class B certification, the international safety standard of medical equipment.

Surprisingly great economical value for the new standard features brought to you by Huvitz in the HLM-1.



Our New Generation of Lensmeter with
the Hartmann Seonsor Wavefront Analysis Technology



The concept image shows Hartmann Sensor Wavefront Analysis Technology.

Wavefront Analysis Technology with the
Hartmann Sensor

Providing more accuracy in the measured values utilizing the Hartmann Sensor Wavefront Analysis Technology with more measurement points than our previous generations.

Expanded Prism Measurement Range

Prism measurement range has been expanded up to 20Δ, measuring from all directions of: BU, BD, BI, BO.

Wide Range for Measuring Small or Large
(Blank) Lenses

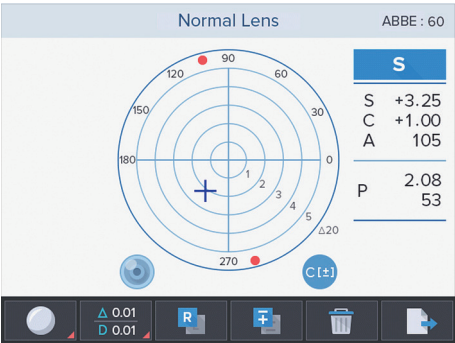
It is easy to measure all lens diameters from Ø15mm to Ø120mm.

Easily Measures Sunglasses

While measuring the refractive power of darkly-tinted or mirrored sunglasses, the HLM-1 will calculate the refractive power of the lens by automatically amplifying the amount of light without requiring any additional key strokes, the same way it measures normal lenses.



Hartmann Sensor



Prism Measurement



Mirror Lens Measurement

Classified as Class B, Medical Equipment
Certificate to Protect Your Safety

Class B, Medical Equipment Certificate

HLM-1 meets or exceeds this standard
• IEC60601-1(4th Edition) Class B

Slim and Compact Design

Measuring only 182x415x235mm, the HLM-1 works well in today's compact office designs.

Auto Lens Recognition

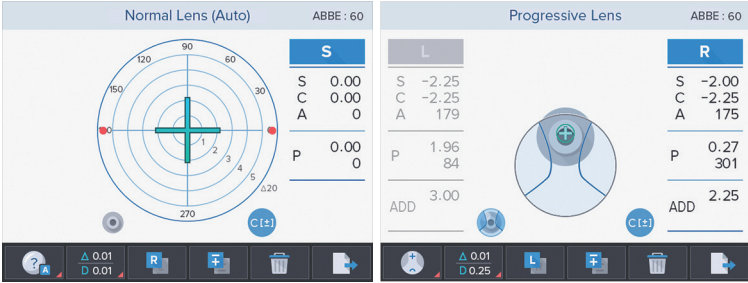
Single Vision, Progressive and other lenses are recognized and the HLM-1 automatically enters the appropriate measurement mode.

Improved Progressive (Multifocal) Lens Measurement

Measurement is fast and easy by simply moving the target and following the guides on the screen.

User-Friendly Graphical Interface

New bright and easily visible Graphical User Interface(GUI) that gives feedback and guidance for easy-to-use operation.



Auto Lens Recognition

Progressive Lens Measurement

Higher Capture Rate,
and Faster Processing Speed

5.7" Color & High-Resolution IPS Panel(LCD)

Performance has been improved with processing information, enabling high speed data flow and response time.

The HLM-1 screen also features an anti-glare coating giving you a sharp image, and also has a hardened coating to protect the screen from scratches.

Adjustable brightness function, for comfortable use in all room light conditions.

Enhanced Camera Performance

Providing faster response when measuring refractive power of lenses and improved lens detection, when compared to previous generation models.

50% Faster Processing Speed

High performance(processing speed per frame: 65ms) with more frames per second(15FPS) can be incomparable measurement speed.

Newly Designed Nose Cone and Lens Support for Small-Sized Frames

With the newly designed nose cone and lens support of the HLM-1, you can easily measure today's small-sized frame styles with ease.



Minimize the Nose Distance of Lens Measurement